

CourseCompass Access Scenarios

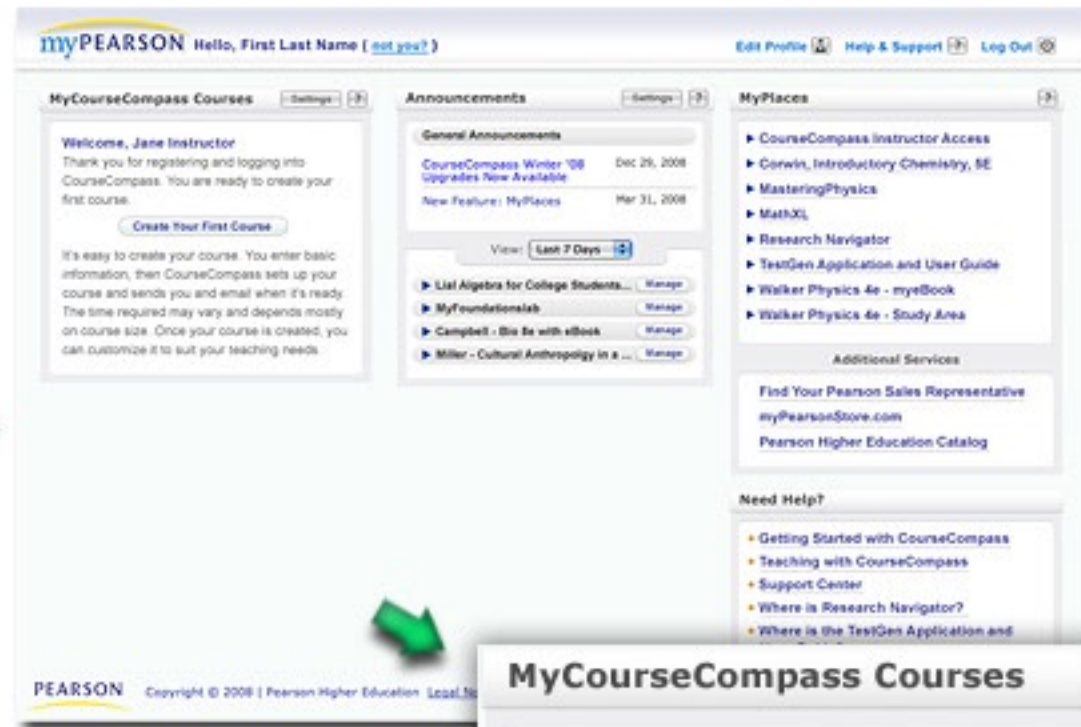
Portal - Summer 2009

July 25th, 2009

CC Instructor with Active Subscription

Existing Scenario

Instructor has never created a course



- User is authenticated
- User sees the CC myPearson tab
- The courses portlet displays welcome message

CC Instructor with Active Subscription

Existing Scenario

Instructor has active courses



- User is authenticated
- User sees the CC myPearson tab
- The courses portlet displays the course listing

CC Instructor with Active Subscription

Existing Scenario

Instructor has NO active courses

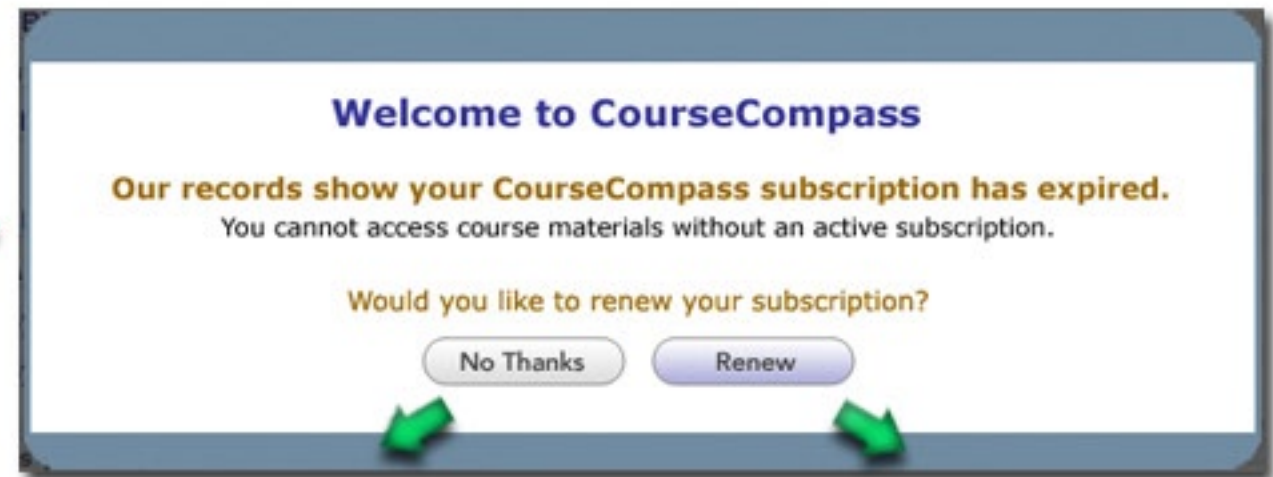
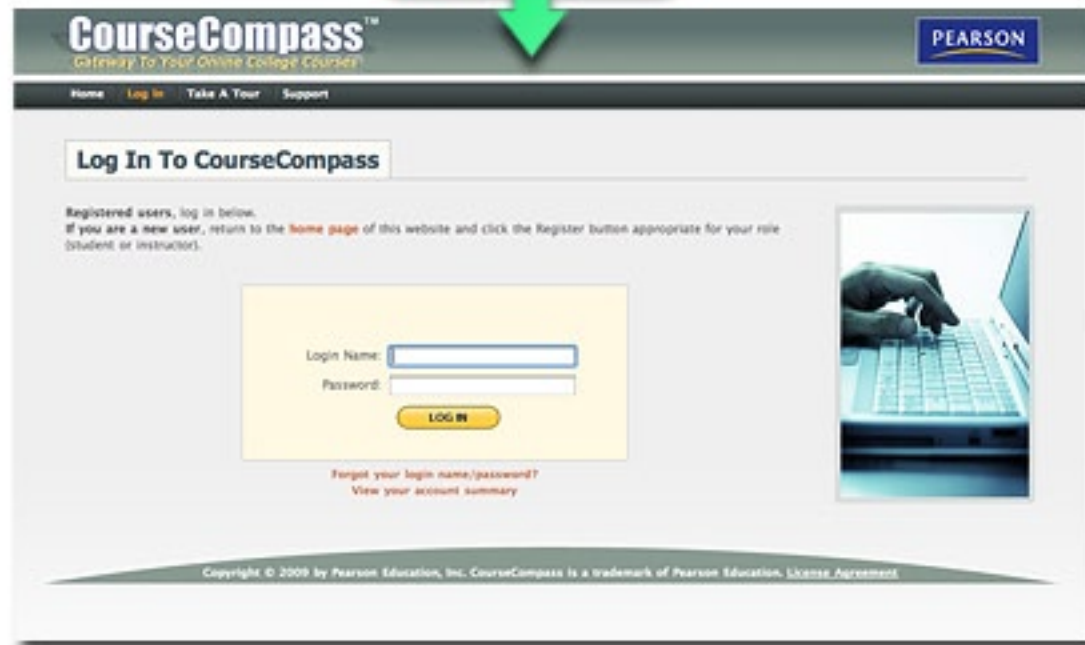
The first screenshot shows the CourseCompass login page. A green callout bubble with a person icon and the text 'Login Point' points to the login form. The form includes fields for 'Login Name' and 'Password', and a 'LOG IN' button. Below the form are links for 'Forgot your login name/password?' and 'View your account summary'. The second screenshot shows the myPEARSON dashboard after login. The user is identified as 'Hello, First Last Name (not you?)'. The 'MyCourseCompass Courses' portlet displays the message 'You are not teaching any CourseCompass courses at this time.' with a 'Create/Copy Course' button. The 'Announcements' portlet shows two items: 'CourseCompass Winter '08 Upgrades Now Available' (Dec 29, 2008) and 'New Feature: MyPlaces' (Mar 31, 2008). The 'MyPlaces' portlet lists various resources like 'CourseCompass Instructor Access', 'Corwin, Introductory Chemistry, 5E', 'MasteringPhysics', 'MathXL', 'Research Navigator', 'TestGen Application and User Guide', 'Walker Physics 4e - myeBook', and 'Walker Physics 4e - Study Area'. The third screenshot is a zoomed-in view of the 'MyCourseCompass Courses' portlet, highlighting the 'no active courses' message and the 'Create/Copy Course' button.

- User is authenticated
- User sees the CC myPearson tab
- The courses portlet displays the no active courses UI for instructor users

CC Instructor with an Expired Subscription

New Implementation

Instructor with or without active courses

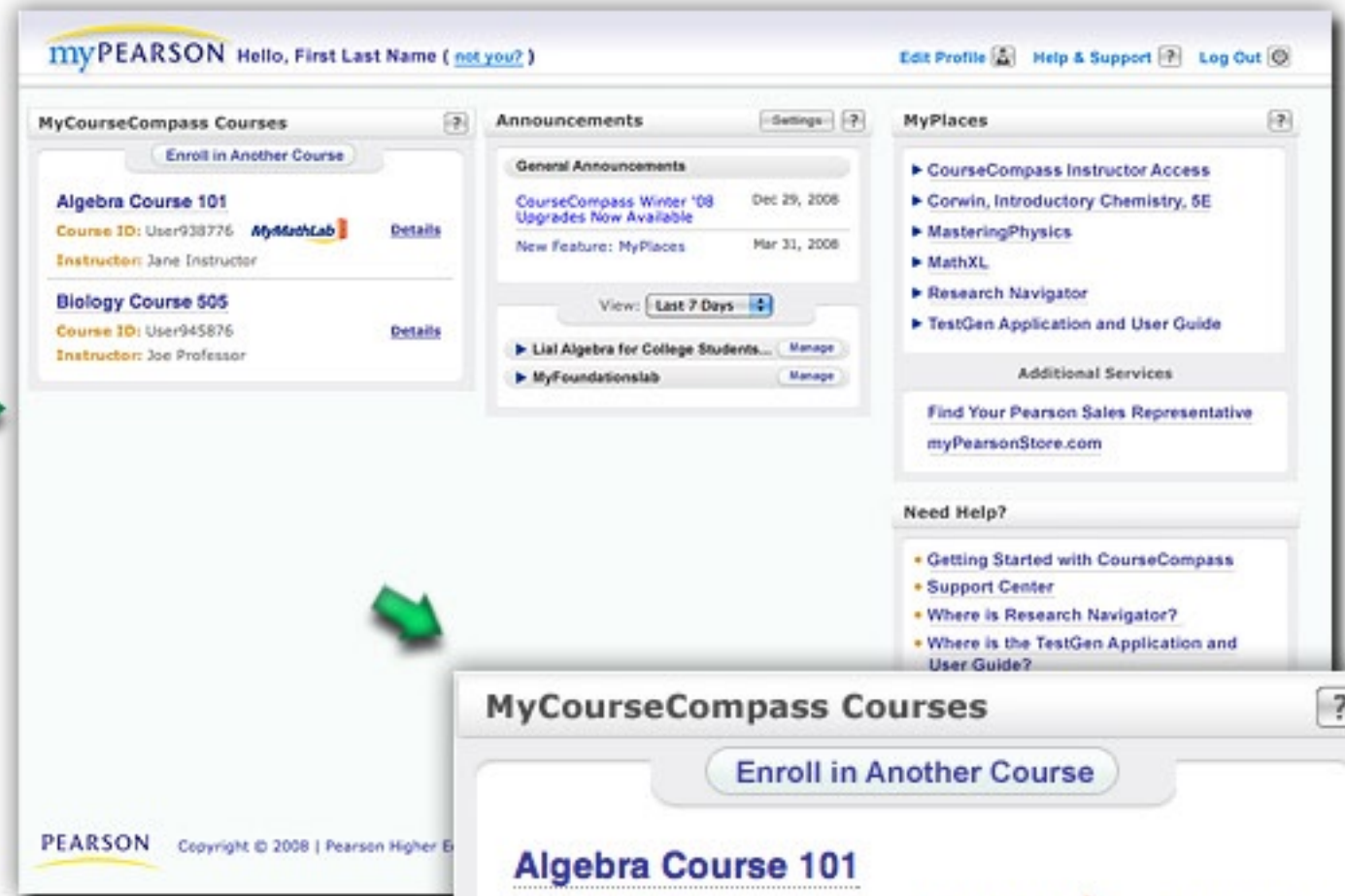
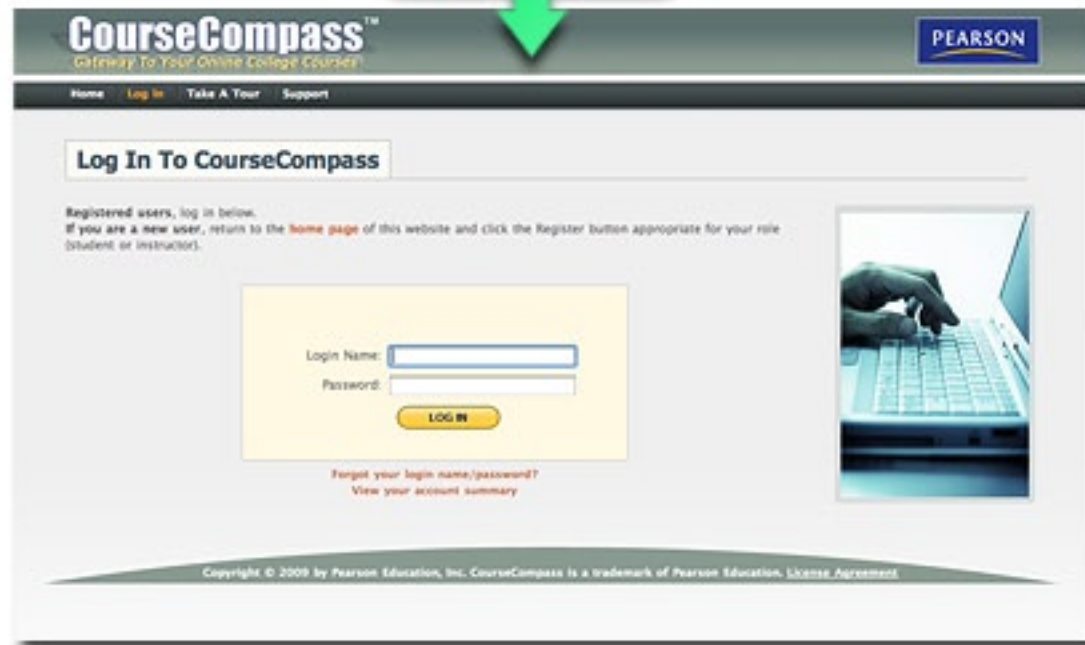


- User is authenticated
- User is presented with a lightbox message regarding the expired subscription and the option to renew
- If the user clicks "No Thanks" the user will see the general myPearson page.
User can access renewal option through the MyPlaces CourseCompass subscription listing
- If the user clicks "Renew", the user is taken to the SMS URL to renew; this action does not require a new access code

CC Student with Active Subscription

Existing Scenario

Student is currently enrolled in a course



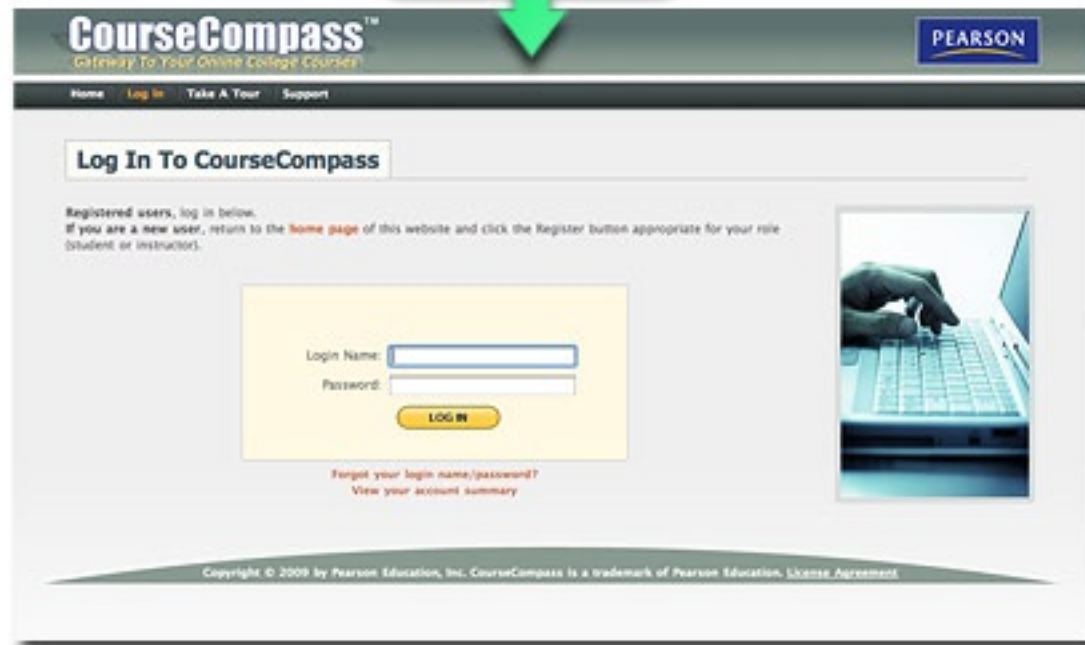
- User is authenticated
- User sees the CC myPearson tab
- The courses portlet displays user's current courses

CC Student with Active Subscription

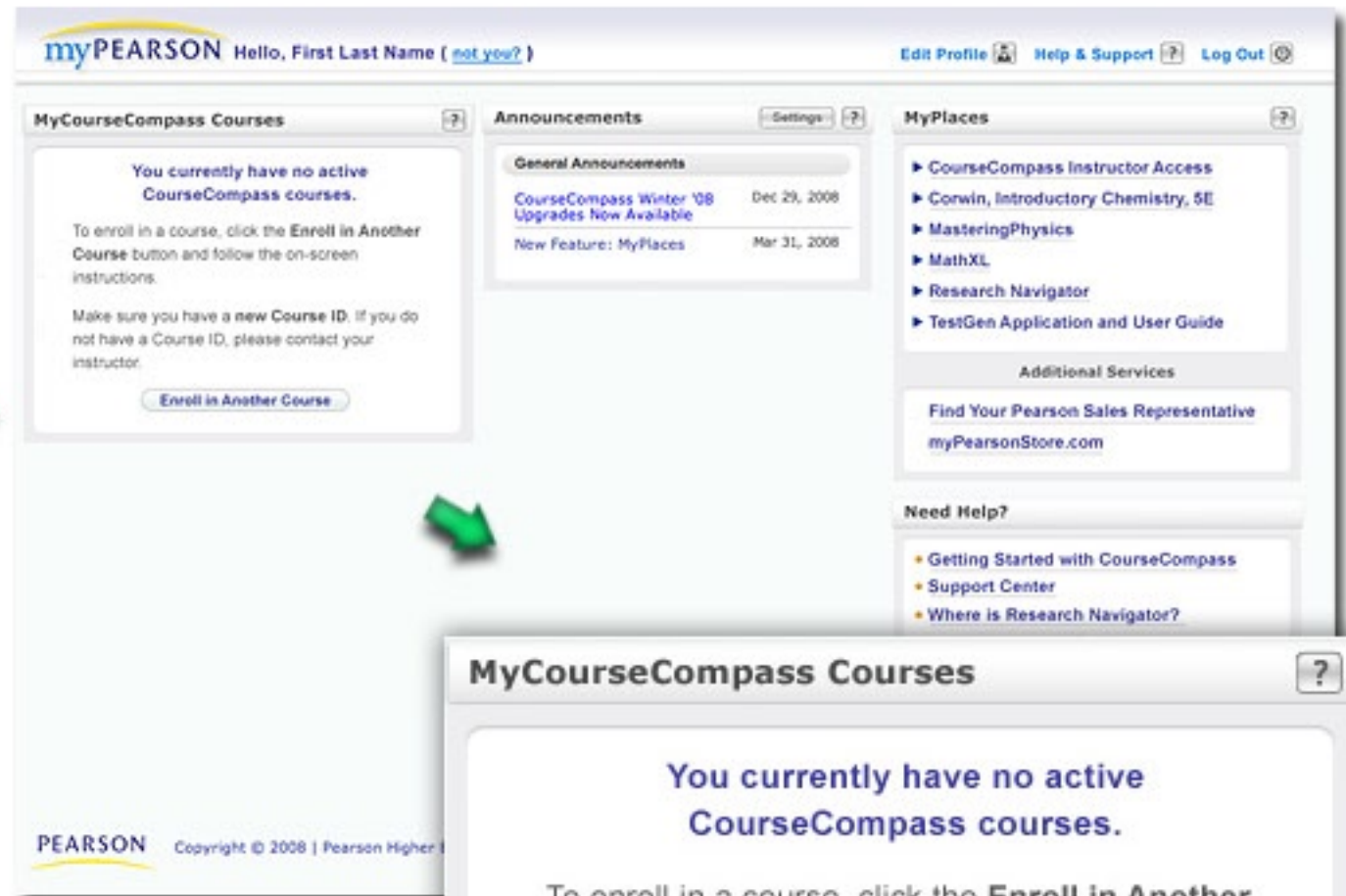
New Implementation

Student has NO active courses

Login Point



The image shows the CourseCompass login page. At the top, there is a navigation bar with 'Home', 'Log In', 'Take A Tour', and 'Support'. Below this is a 'Log In To CourseCompass' section. It includes a message for registered users and new users, a login form with fields for 'Login Name' and 'Password', and a 'LOG IN' button. There is also a 'Forgot your login name/password?' link and a 'View your account summary' link. A green arrow points to the 'Log In' button area.



The image shows the myPEARSON dashboard after login. The user is identified as 'Hello, First Last Name (not you?)'. The dashboard has several tabs: 'MyCourseCompass Courses', 'Announcements', and 'MyPlaces'. The 'MyCourseCompass Courses' tab is active and displays a message: 'You currently have no active CourseCompass courses. To enroll in a course, click the Enroll in Another Course button and follow the on-screen instructions. Make sure you have a new Course ID. If you do not have a Course ID, please contact your instructor.' There is an 'Enroll in Another Course' button. The 'Announcements' tab shows 'General Announcements' with two items: 'CourseCompass Winter '08 Upgrades Now Available' (Dec 29, 2008) and 'New Feature: MyPlaces' (Mar 31, 2008). The 'MyPlaces' tab lists various services like 'CourseCompass Instructor Access', 'Corwin, Introductory Chemistry, 5E', 'MasteringPhysics', 'MathXL', 'Research Navigator', and 'TestGen Application and User Guide'. There are also links for 'Additional Services' and 'Need Help?'.



This is a zoomed-in view of the 'MyCourseCompass Courses' portlet. It contains the same message as seen in the dashboard: 'You currently have no active CourseCompass courses. To enroll in a course, click the Enroll in Another Course button and follow the on-screen instructions. Make sure you have a new Course ID. If you do not have a Course ID, please contact your instructor.' At the bottom, there is a prominent 'Enroll in Another Course' button.

- User is authenticated
- User sees the CC myPearson tab
- The courses portlet displays the no active courses UI for student users

CC Student with an Expired Subscription

New Scenario

Student has NO active courses



The screenshot shows the CourseCompass login page. At the top, it says "CourseCompass™ Gateway To Your Online College Courses" and "PEARSON". Below the header is a navigation bar with "Home", "Log In", "Take A Tour", and "Support". The main heading is "Log In To CourseCompass". A message states: "Registered users, log in below. If you are a new user, return to the home page of this website and click the Register button appropriate for your role (Student or Instructor)." There is a login form with fields for "Login Name:" and "Password:" and a "LOG IN" button. Below the form are links for "Forgot your login name/password?" and "View your account summary". A small image of hands on a laptop keyboard is on the right. At the bottom, it says "Copyright © 2008 by Pearson Education, Inc. CourseCompass is a trademark of Pearson Education. License Agreement".

The screenshot shows the myPEARSON dashboard. At the top, it says "myPEARSON Hello, First Last Name (not you?)". There are links for "Edit Profile", "Help & Support", and "Log Out". The dashboard is divided into several sections: "MyCourseCompass Courses" (with a help icon), "Announcements" (with a "Settings" link and a help icon), and "MyPlaces" (with a help icon). The "MyCourseCompass Courses" section contains a message: "Our records show your CourseCompass subscription has expired. You cannot access course materials without an active subscription. If you would like to renew your subscription, click the **Enroll** button." Below this message is an "Enroll" button. The "Announcements" section lists "General Announcements" with two items: "CourseCompass Winter '08 Upgrades Now Available" (Dec 29, 2008) and "New Feature: MyPlaces" (Mar 31, 2008). The "MyPlaces" section lists several links: "CourseCompass Instructor Access", "Corwin, Introductory Chemistry, 5E", "MasteringPhysics", "MathXL", "Research Navigator", and "TestGen Application and User Guide". Below this is a section for "Additional Services" with a link to "Find Your Pearson Sales Representative myPearsonStore.com". At the bottom right, there is a "Need Help?" link.

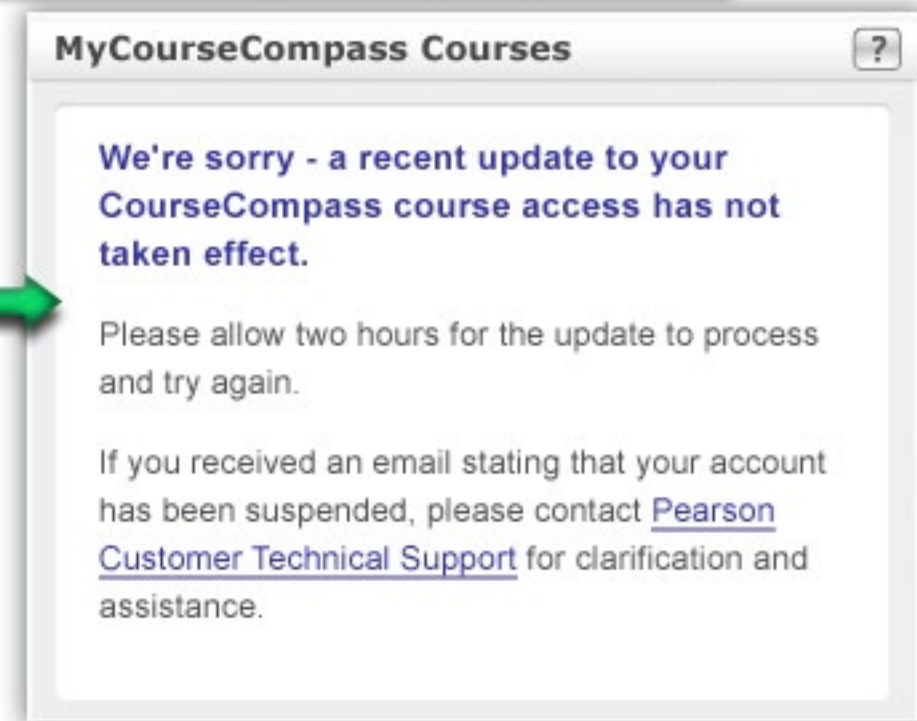
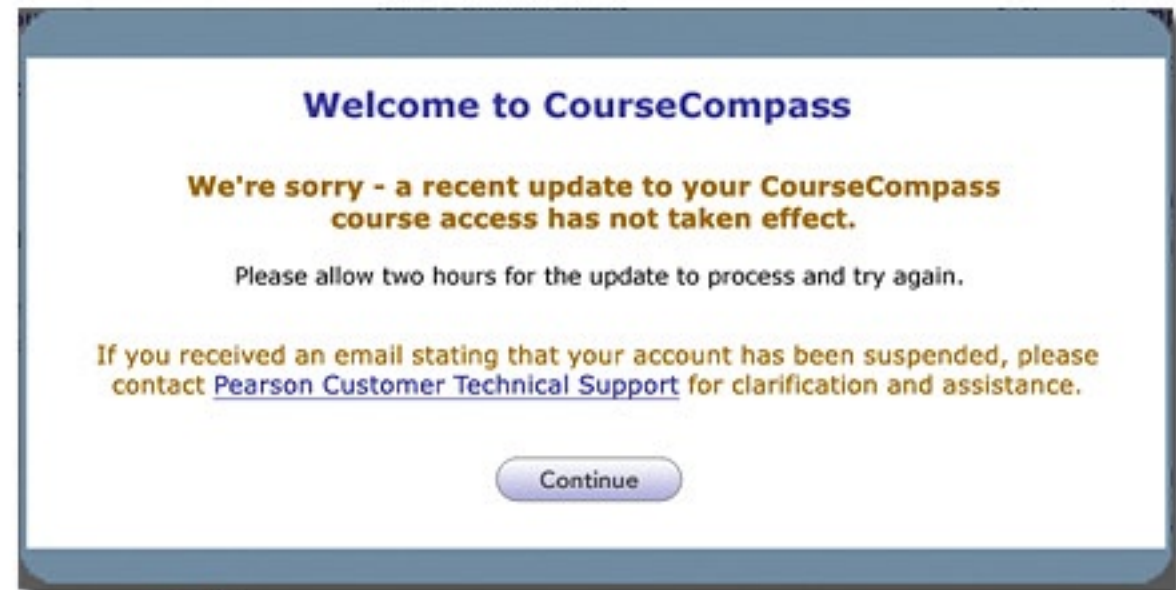
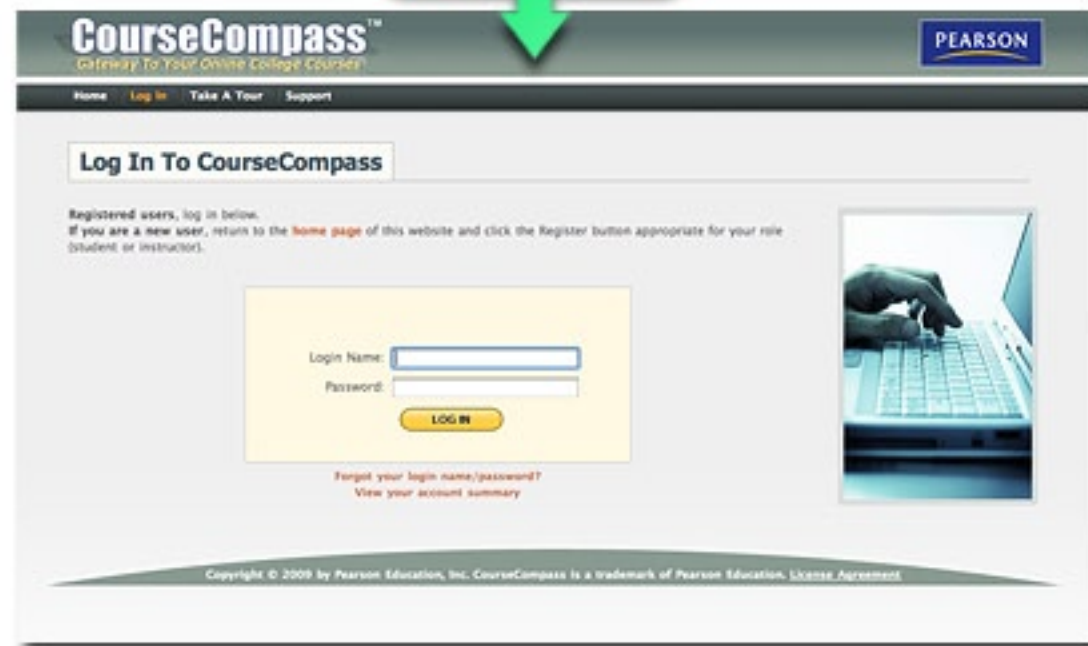
The screenshot shows a dialog box titled "MyCourseCompass Courses" (with a help icon). It contains the same message as the "MyCourseCompass Courses" section of the dashboard: "Our records show your CourseCompass subscription has expired. You cannot access course materials without an active subscription. If you would like to renew your subscription, click the **Enroll** button." Below the message is an "Enroll" button.

- User is authenticated
- User sees the CC myPearson tab
- The courses portlet displays information about their expired CC subscription and how to register or enroll
- User clicks "Enroll" – the user is taken to the standard Enroll in Course workflow

CC Student with an Suspended Subscription

New Scenario

Student has active courses

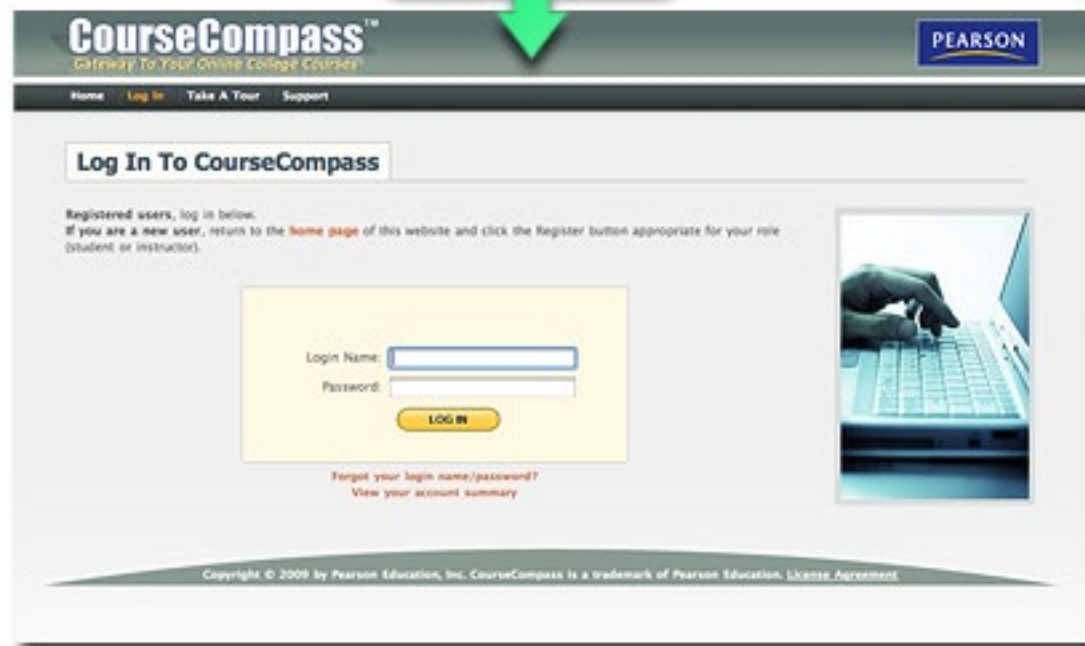


- User is authenticated
- User sees light box message regarding expired subscription
- If user chooses "Continue", the user sees the CC myPearson tab
- The courses portlet displays the same information about the user's expired CC subscription as the lightbox

Valid SMS User who has never had a CC subscription

New Scenario

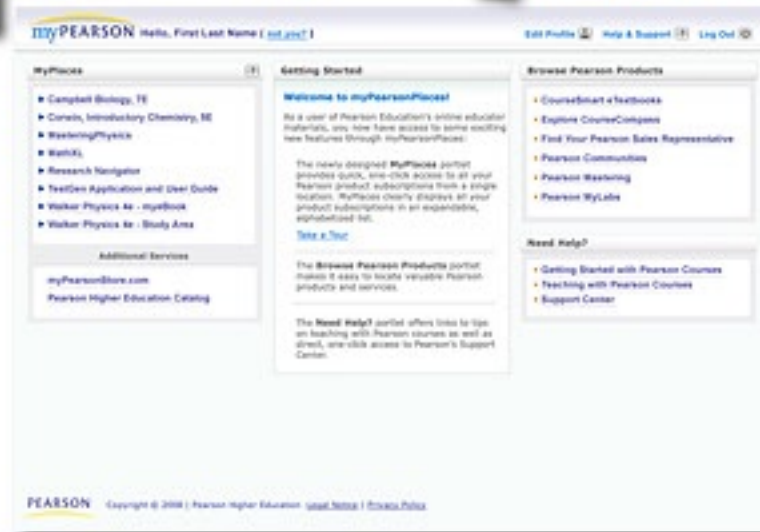
Login Point



The screenshot shows the CourseCompass login page. At the top, there is a navigation bar with 'Home', 'Log In', 'Take A Tour', and 'Support'. Below this is a 'Log In To CourseCompass' section. It includes a message for registered users and a new user registration instruction. A login form with fields for 'Login Name' and 'Password' and a 'LOG IN' button is present. A 'Forgot your login name/password?' link and a 'View your account summary' link are also visible. A small image of hands on a laptop keyboard is on the right. The footer contains copyright information for Pearson Education, Inc.



The screenshot shows a light box message with a white background and a blue border. The text reads: 'Welcome to CourseCompass', 'Our records show you do not have a CourseCompass subscription.', and 'You cannot access course materials without an active subscription.' Below this, it asks 'Would you like to create a subscription?' and provides two buttons: 'No Thanks' and 'Get Started'.



The screenshot shows the myPEARSON home page. It features a navigation bar with 'myPEARSON', 'Hello, First Last Name | Log Out', 'Edit Profile', 'Help & Support', and 'Log Out'. The main content area is divided into three columns: 'MyPlaces' with a list of course titles, 'Getting Started' with a welcome message and links, and 'Browse Pearson Products' with a list of product categories. The footer includes the Pearson logo and copyright information.



The screenshot shows the CourseCompass registration page. It has a navigation bar with 'Home', 'Log In', 'Take A Tour', and 'Support'. The main content area is titled 'Before You Start' and 'What would you like to do?'. It includes a 'I would like to:' section with radio buttons for 'Get access to a new course' and 'Continue a course, or take a course, or switch to a different course section.' Below this is a 'You will need the following to register:' section with fields for 'Email Address', 'Course ID', and 'A Student Access Code' or 'Valid Credit Card'. A 'Ready to Register? Click' button is at the bottom. The footer contains copyright information for Pearson Education, Inc.

- User is authenticated
- User sees light box message regarding their lack of a CC subscription
- If user chooses "No Thanks", user sees the general myPearson tab
- If user chooses "Get Started", user will see the CourseCompass Before you Start page for students. If user is an instructor, there are links to instructor support and the CC home page from the BYS page