

# Portal: Summer Release 2008

**Rapid Prototyping of Proposed New Features**

David Game  
March 25th, 2008



# MyCourse List: Homepage Portlet View

The screenshot shows a web portlet titled "Courses" with a "Settings" button and a help icon in the titlebar. Below the titlebar is a "Create/Copy Course" button. The main content area lists five courses, each with a title, course ID, student enrollment count, and a "Details" button. The courses are:

- Algebra Course 101**: Course ID: User938776, MyMathLab logo, 387 students enrolled, "New Edition & Version Available" badge.
- Biology Course 505**: Course ID: User945876, 0 students enrolled, "(How Students Enroll)" link.
- Public Speaking: An Audience-Centered Approach, 6E**: Course ID: User34850678, myspeechlab logo, 387 students enrolled, "New Edition Available" badge.
- Geometry Course 101**: Course ID: User938776, MyMathLab logo, 387 students enrolled, "New Edition & Version Available" badge.

A section header "Courses you are not currently teaching" is followed by:


- Calculus Course 101**: Course ID: User938776, MyMathLab logo, 387 students enrolled, "New Version Available" badge.

## Objective:

- 1) the ability to order your courses within a list and
- 2) the ability to show/hide course titles
- 3) leave existing code and business rules for portlet untouched

## Solution:

Add a **Settings** button in the titlebar of the Courses portlet. Clicking the button would bring the user to a focus view containing an interface to allow the user to drag and drop course titles and the ability to show/hide courses.



## Questions/Comments:

1. How do we communicate to the user that these new features are accessible from the **Settings** button.

# MyCourse List: Settings Page Overview

myPEARSON CourseCompass Community Log Out

Hello, First Last Name ([not you?](#)) [My Account](#) [Help](#)

## Course List Settings

[CourseCompass](#) > [Course List Settings](#)

Cancel Save Changes

Course Title	Show	Move
<a href="#">Algebra Course 101</a>	<input checked="" type="checkbox"/>	
<a href="#">Biology Course 505</a>	<input checked="" type="checkbox"/>	
<a href="#">Public Speaking: An Audience-Centered Approach, 6E</a>	<input checked="" type="checkbox"/>	
<a href="#">Geometry Course 101</a>	<input checked="" type="checkbox"/>	
<a href="#">Algebra Course 505</a>	<input type="checkbox"/>	
<a href="#">Biology Course 505</a>	<input checked="" type="checkbox"/>	
<b>Courses you are not currently teaching</b>		<input checked="" type="checkbox"/>
<a href="#">Calculus Course 101</a>	<input checked="" type="checkbox"/>	

Cancel Save Changes

### Overview:

The above interface is a prototype of the features the user would see after having clicked the "Settings" button.

# MyCourse List: Settings Page Features

myPEARSON CourseCompass Community Log Out

Hello, First Last Name ([not you?](#)) [My Account](#) [Help](#)

## Course List Settings

[CourseCompass](#) > [Course List Settings](#)

1 Cancel 2 Save Changes

Course Title	Show	Move
4 <a href="#">Algebra Course 101</a>	5 <input checked="" type="checkbox"/>	
<a href="#">Biology Course 505</a>	<input checked="" type="checkbox"/>	6
<a href="#">Public Speaking: An Audience-Centered Approach, 6E</a>	<input checked="" type="checkbox"/>	
<a href="#">Geometry Course 101</a>	<input checked="" type="checkbox"/>	
<a href="#">Algebra Course 505</a> 8	<input type="checkbox"/>	
<a href="#">Biology Course 505</a>	<input checked="" type="checkbox"/>	
3 <b>Courses you are not currently teaching</b>	<input checked="" type="checkbox"/>	7
<a href="#">Calculus Course 101</a>	<input checked="" type="checkbox"/>	

1 Cancel 2 Save Changes

1 Cancel Button - allows user to exit Setting page without saving changes.

2 Save Changes Button - Saves all changes made on Setting page and returns user to CourseCompass homepage.

3 Existing Section Headers - these exist today in Courses portlet. The user would not be able to drag n' drop these.

4 Course Title - Behavior is identical to that in the Courses portlet except course would open in new browser window.

5 Show/Hide Checkboxes - allows user the choice to display or not to display a particular course in the courses portlet.

6 Drag n' Drop Icon - allows user to drag course titles up and down through the list. The order set here will mirror in the courses portlet.

7 Lock Icon - this icon appears when an item is not draggable.

8 Sun Icon - to notify user of new edition/version if a course has been hidden from the course list.

# MyCourse List: Ordering Courses

## To change the order of your course list:

The user would click and hold on the move icon or anywhere within that row, drag the course title up or down in the list to the desired location, then release the mouse. The user would then click the "Save Changes" button, and return to the CourseCompass homepage.

Course Title	Show	Move
<a href="#">Algebra Course 101</a>	<input checked="" type="checkbox"/>	
<a href="#">Biology Course 505</a>	<input checked="" type="checkbox"/>	
<a href="#">Public Speaking: An Audience-Centered Approach, 8E</a>	<input checked="" type="checkbox"/>	
<a href="#">Algebra Course 101</a>	<input checked="" type="checkbox"/>	
<a href="#">Geometry Course 101</a>	<input checked="" type="checkbox"/>	
<a href="#">Algebra Course 505</a> 	<input type="checkbox"/>	
<a href="#">Biology Course 505</a>	<input checked="" type="checkbox"/>	
Courses you are not currently teaching		
<a href="#">Calculus Course 101</a>	<input checked="" type="checkbox"/>	

Save Changes

### Questions/Comments:






1. Course titles can *not* be dragged into the "Courses you are not currently *teaching*" area.
2. Course titles can *not* be dragged *out* of the "Courses you are not currently *teaching*" area, but can be moved around within.
3. Course titles located in the "Courses you are *teaching*" area can *not* be dragged into the "Courses you are *taking*" area, and visa versa.
4. All changes made on the *Course List Settings* page must reflect on the *View All Course Details Pages*.

# MyCourse List: Show/Hide Courses

## Show/hide course listings:

If a user does not want a course title to display in the courses portlet without deleting that particular course, the show/hide checkboxes would allow them to do so.

To hide a course title from the course list, the user would uncheck the checkbox to the right of the course title in the "Show" column. The user would then click the "Save Changes" button to return to the CourseCompass homepage.

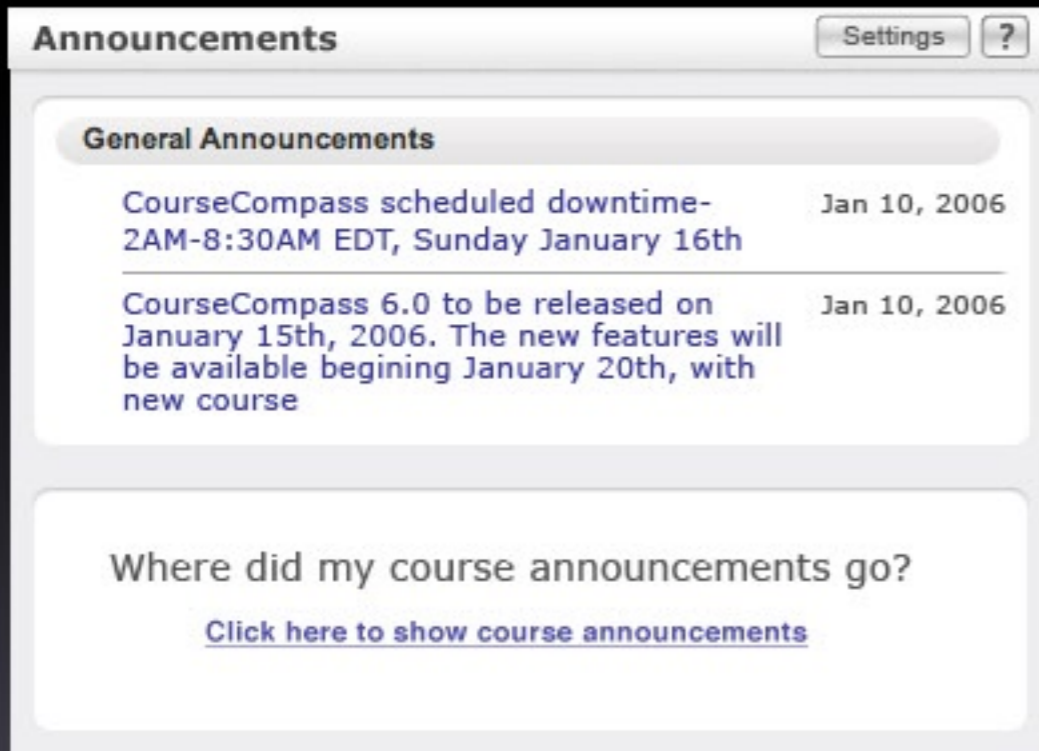
<a href="#">Public Speaking: An Audience-Centered Approach, 6E</a>	<input checked="" type="checkbox"/>	
<a href="#">Geometry Course 101</a>	<input checked="" type="checkbox"/>	
<a href="#">Algebra Course 505</a> 	<input type="checkbox"/>	
<a href="#">Biology Course 505</a>	<input checked="" type="checkbox"/>	

Save Changes

## Questions/Comments:

1. All course titles, with the exception of *courses being created* can be hidden.
2. Clicking on any other link (tab, breadcrumb, etc) after a change has been made on the Course List Settings page will prompt the user to save or cancel changes.

# Announcements: Homepage Portlet View

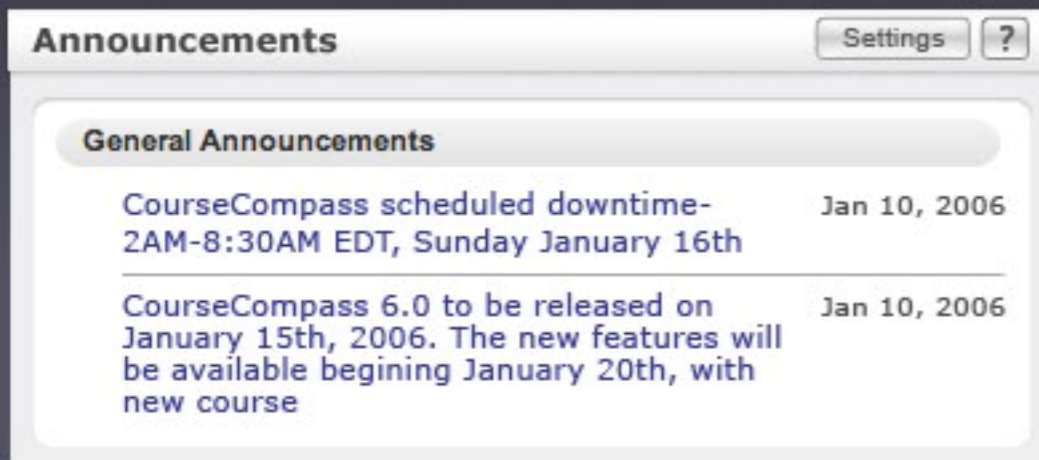



## Objective:

- 1) make course announcements hidden as the default view
- 2) give the user the ability to show or hide all course announcements.

## Solution:

Add a **Settings** button in the titlebar of the Announcements portlet. Clicking the button would bring the user to a focus view containing an interface to allow the user to show/hide course announcements.



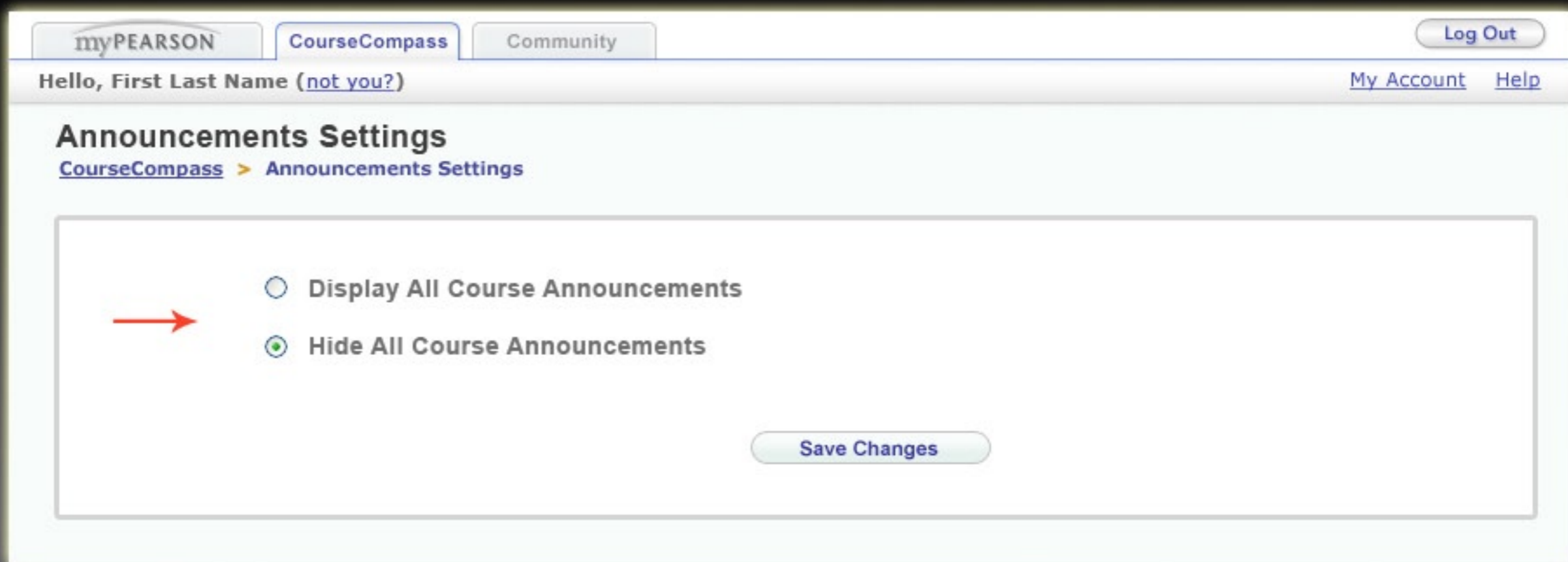
## Questions/Comments:

1. How do we communicate to the user that these new features are accessible from the **Settings** button.
2. Only display "Where did my..." message on first log in. After that, do not display.

# Announcements: Settings Page

## Announcements Settings:

The user can show or hide all course announcements by selecting a radio button, then clicking the "Save Changes" button.



The screenshot shows the user interface for the Announcements Settings page. At the top, there are navigation tabs for 'myPEARSON', 'CourseCompass', and 'Community', along with a 'Log Out' button. Below the navigation, a greeting reads 'Hello, First Last Name (not you?)' with links for 'My Account' and 'Help'. The main heading is 'Announcements Settings', with a breadcrumb trail 'CourseCompass > Announcements Settings'. The settings area contains two radio button options: 'Display All Course Announcements' and 'Hide All Course Announcements'. A red arrow points to the 'Hide All Course Announcements' option, which is currently selected. A 'Save Changes' button is located at the bottom right of the settings area.

## Questions/Comments:

1. If the user creates/copies a new course, the announcements for that course will still be hidden.
2. If user has set course announcements to display, the ordering of them may differ from the courses portlet if it has been customized.



# Portal: Summary

## Summary

We will try to achieve the following:

- add a settings button to the title bar of the courses and announcement portlets
- create a course list setting page
- allow users to drag a course title into position to order their list (see restrictions)
- allow users to hide courses in the courses portlet without deleting the course
- allow users to save these changes or cancel out of them
- allow users to perform all of the above from one location
- create an announcements setting page
- hide course announcements as the default view
- allow users to show/hide all course announcements

## Product Management

David Game and Dan Walmsley

## User Experience Team

Craig Marcus and Matt Hofmann