

Portal: Summer Release 2008

Proposed New Features

David Game
April 8th, 2008



MyCourse List: Homepage Portlet View

Courses Settings ?

Create/Copy Course

Algebra Course 101
Course ID: User938776 MyMathLab Details
Students Enrolled: 387
New Edition & Version Available

Biology Course 505
Course ID: User945876 Details
Students Enrolled: 0 (How Students Enroll)

Public Speaking: An Audience-Centered Approach, 6E
Course ID: User34850678 myspeechlab Details
Students Enrolled: 387
New Edition Available

Geometry Course 101
Course ID: User938776 MyMathLab Details
Students Enrolled: 387
New Edition & Version Available

Courses you are not currently teaching

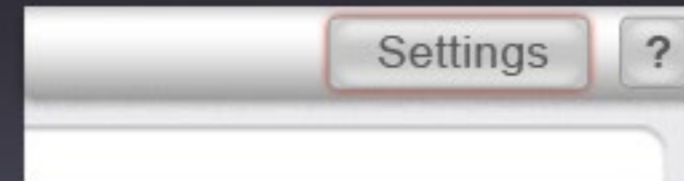
Calculus Course 101
Course ID: User938776 MyMathLab Details
Students Enrolled: 387
New Version Available

Objective:

- 1) the ability to order your courses within a list and
- 2) the ability to show/hide course titles
- 3) leave existing code and business rules for portlet untouched

Solution:

Add a Settings button in the titlebar of the Courses portlet. Clicking the button would bring the user to a focus view containing an interface to allow the user to drag and drop course titles and the ability to show/hide courses.



MyCourse List: Settings Page Overview

The screenshot shows the 'Courses Settings' page in the myPEARSON CourseCompass interface. The page header includes navigation tabs for 'myPEARSON', 'CourseCompass', and 'Community', along with a 'Log Out' button. A user greeting 'Hello, First Last Name (not you?)' is displayed, with links for 'My Account' and 'Help'.

The main content area is titled 'Courses Settings' and includes a breadcrumb trail 'Courses > Courses Settings'. Below this is a table with three columns: 'Course Title', 'Show', and 'Move'. The table lists several courses, each with a 'Show' checkbox and a 'Move' icon. A section titled 'Courses you are not currently teaching' is highlighted in light blue and has a lock icon in the 'Move' column.

Course Title	Show	Move
Algebra Course 101	<input checked="" type="checkbox"/>	
Biology Course 505	<input checked="" type="checkbox"/>	
Public Speaking: An Audience-Centered Approach, 6E	<input checked="" type="checkbox"/>	
Geometry Course 101	<input checked="" type="checkbox"/>	
Algebra Course 505 New Edition Available	<input type="checkbox"/>	
Biology Course 505	<input checked="" type="checkbox"/>	
Courses you are not currently teaching		
Calculus Course 101	<input checked="" type="checkbox"/>	

At the bottom of the page, there are three buttons: 'Restore Defaults', 'Cancel', and 'Save Changes'.

Overview:

The above interface is a prototype of the features the user would see after having clicked the "Settings" button.

MyCourse List: Settings Page Features

myPEARSON CourseCompass Community Log Out

Hello, First Last Name ([not you?](#)) [My Account](#) [Help](#)

Courses Settings

[Courses](#) > [Courses Settings](#)

Course Title	Show	Move
1 Algebra Course 101	2 <input checked="" type="checkbox"/>	3
Biology Course 505	<input checked="" type="checkbox"/>	
Public Speaking: An Audience-Centered Approach, 6E	<input checked="" type="checkbox"/>	
Geometry Course 101	<input checked="" type="checkbox"/>	
Algebra Course 505 New Edition Available	<input type="checkbox"/>	
Biology Course 505	<input checked="" type="checkbox"/>	
4 Courses you are not currently teaching	<input checked="" type="checkbox"/>	5
Calculus Course 101	<input checked="" type="checkbox"/>	

8 [Restore Defaults](#) **6** [Cancel](#) [Save Changes](#) **7**

1 Course Title - Behavior is identical to that in the Courses portlet except course would open in new browser window.

2 Show/Hide Checkboxes - allows user the choice to display or not to display a particular course in the courses portlet.

3 Drag n' Drop Icon - allows user to drag course titles up and down through the list. The order set here will mirror in the courses portlet.

4 Existing Section Headers - these exist today in Courses portlet. The user would not be able to drag n' drop these.

5 Lock Icon - this icon appears when an item is not draggable.

6 Cancel Button - allows user to exit Setting page without saving changes.

7 Save Changes Button - Saves all changes made on Setting page and returns user to CourseCompass homepage.

8 Restore Defaults - allows user to show all courses and to reset the ordering back to alphabetical.

MyCourse List: Ordering Courses

To change the order of your course list:

The user would click and hold on the move icon or anywhere within that row, drag the course title up or down in the list to the desired location, then release the mouse. The user would then click the "Save Changes" button, and return to the CourseCompass homepage.

Course Title	Show	Move
Algebra Course 101	<input checked="" type="checkbox"/>	
Biology Course 505	<input checked="" type="checkbox"/>	
Public Speaking: An Audience-Centered Approach, 8E	<input checked="" type="checkbox"/>	
Algebra Course 101	<input checked="" type="checkbox"/>	
Geometry Course 101	<input checked="" type="checkbox"/>	
Algebra Course 505  New Edition Available	<input type="checkbox"/>	
Biology Course 505	<input checked="" type="checkbox"/>	
Courses you are not currently teaching		
Calculus Course 101	<input checked="" type="checkbox"/>	








Save Changes

MyCourse List: Show/Hide Courses

Show/hide course listings:

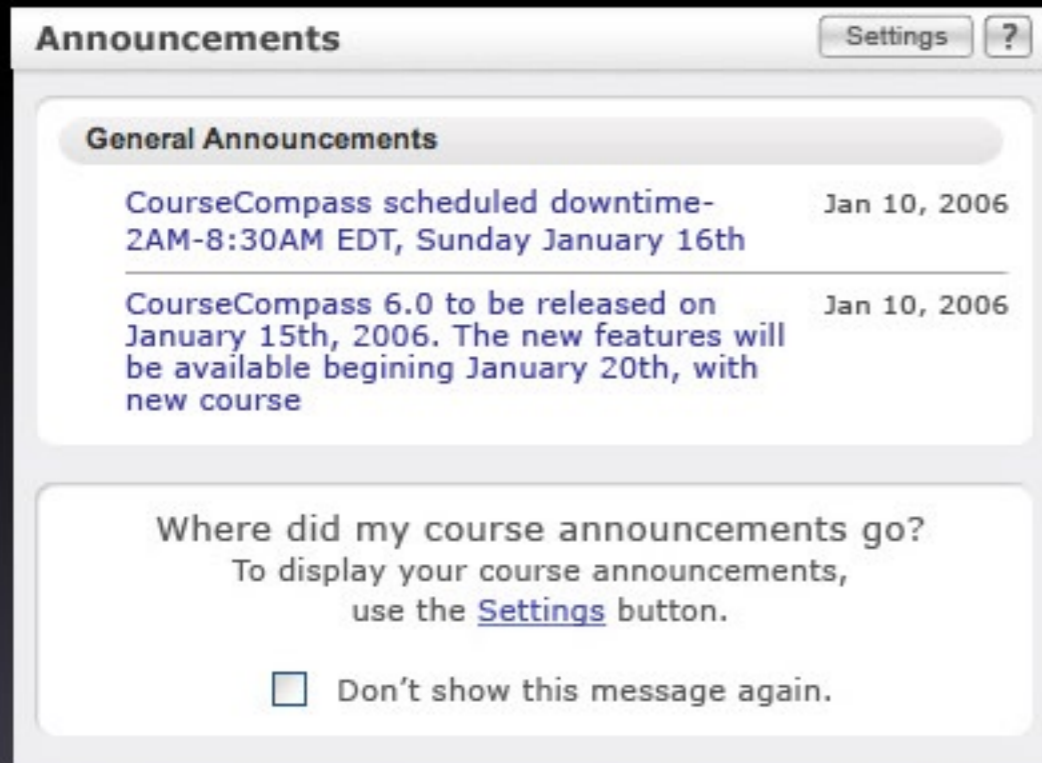
If a user does not want a course title to display in the courses portlet without deleting that particular course, the show/hide checkboxes would allow them to do so.

To hide a course title from the course list, the user would uncheck the checkbox to the right of the course title in the "Show" column. The user would then click the "Save Changes" button to return to the CourseCompass homepage.

Public Speaking: An Audience-Centered Approach, 6E	<input checked="" type="checkbox"/>	
Geometry Course 101	<input checked="" type="checkbox"/>	
Algebra Course 505  New Edition Available	<input type="checkbox"/>	
Biology Course 505	<input checked="" type="checkbox"/>	

Save Changes

Announcements: Homepage Portlet View



Announcements Settings ?

General Announcements

CourseCompass scheduled downtime- 2AM-8:30AM EDT, Sunday January 16th	Jan 10, 2006
CourseCompass 6.0 to be released on January 15th, 2006. The new features will be available beginning January 20th, with new course	Jan 10, 2006

Where did my course announcements go?
To display your course announcements,
use the [Settings](#) button.

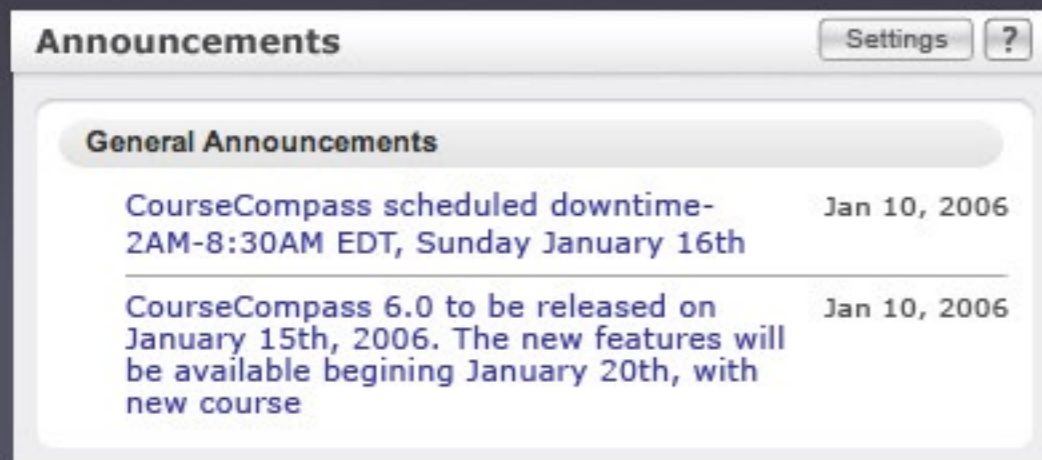
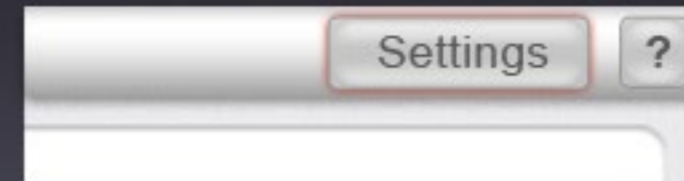
Don't show this message again.

Objective:

- 1) make course announcements hidden as the default view
- 2) give the user the ability to show or hide all course announcements.

Solution:

Add a **Settings** button in the titlebar of the Announcements portlet. Clicking the button would bring the user to a focus view containing an interface to allow the user to show/hide course announcements.



Announcements Settings ?

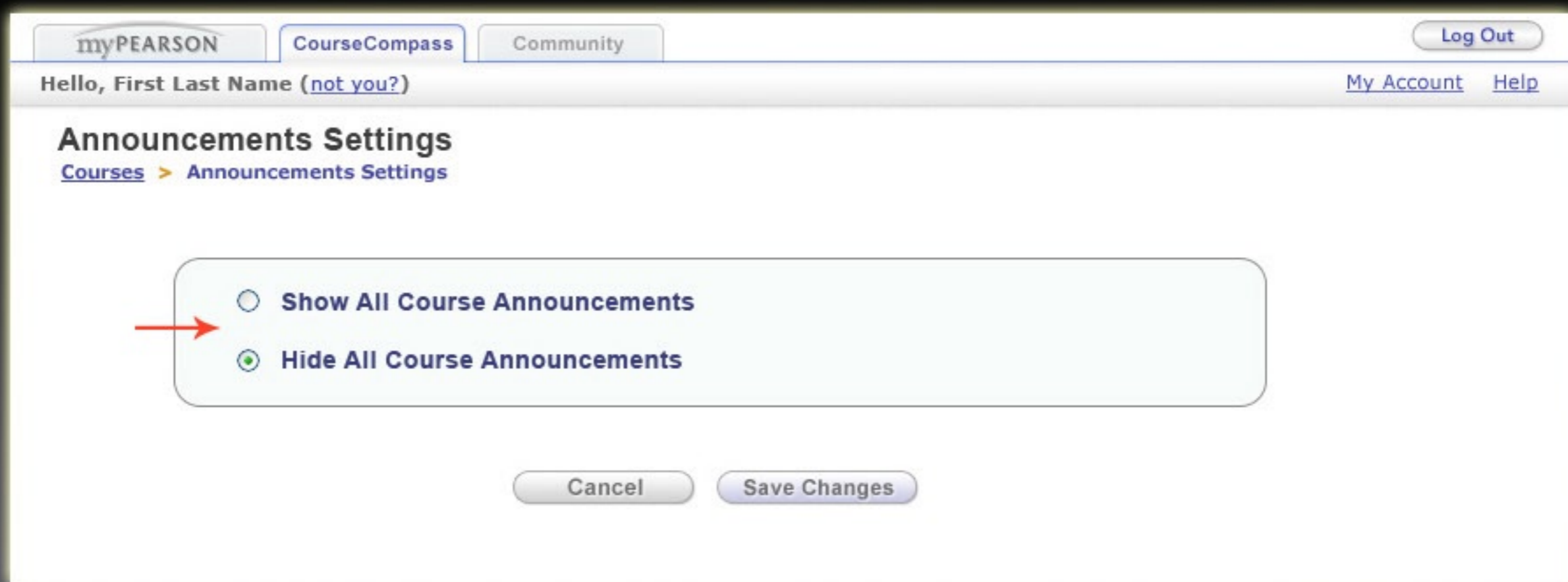
General Announcements

CourseCompass scheduled downtime- 2AM-8:30AM EDT, Sunday January 16th	Jan 10, 2006
CourseCompass 6.0 to be released on January 15th, 2006. The new features will be available beginning January 20th, with new course	Jan 10, 2006

Announcements: Settings Page

Announcements Settings:

The user can show or hide all course announcements by selecting a radio button, then clicking the "Save Changes" button.



myPEARSON CourseCompass Community Log Out

Hello, First Last Name ([not you?](#)) [My Account](#) [Help](#)

Announcements Settings

[Courses](#) > [Announcements Settings](#)

Show All Course Announcements

Hide All Course Announcements

Cancel Save Changes

Portal: Summary

Summary

We will try to achieve the following:

- add a settings button to the title bar of the courses and announcement portlets
- create a course list setting page
- allow users to drag a course title into position to order their list (see restrictions)
- allow users to hide courses in the courses portlet without deleting the course
- allow users to save these changes or cancel out of them
- allow users to perform all of the above from one location
- create an announcements setting page
- hide course announcements as the default view
- allow users to show/hide all course announcements

Product Management

David Game and Dan Walmsley

User Experience Team

Craig Marcus and Matt Hofmann